

Signify Classified - Internal
Cooper Lighting Solutions Photometric Lab
1121 Highway 74 South
Peachtree City, GA 30269



Scaled data based on original data using
LM-79-08 Approved Method: Electrical and Photometric Measurements of Solid-
State Lighting Products

Test Report Prepared for
Cooper Lighting Solutions
(formerly Eaton)

Brand: INVUE

Report Number: P880162

Luminaire Tested: **EMM2-HTN-VA3-740-U-RW**

Issue Date: 10/01/2024



Test Information

Test Method: LM-79-08
Report Number: P880162
Test Lab: INNOVATION CENTER(G3)
Issue Date: 10/01/2024
Manufacturer: COOPER LIGHTING SOLUTIONS (FORMERLY EATON)
Product Line: INVUE
Catalog Number: EMM2-HTN-VA3-740-U-RW
Description: EPIC MODERN TALL HOUSING 3W 70CRI 4000K VISUAL COMFORT FIXTURE w/
RECTANGULAR WIDE DISTRIBUTION OPTIC
Light Source: (1) 4000K CCT, 70 CRI LEDS
Ballast/Driver: ELECTRONIC DRIVER

Summary

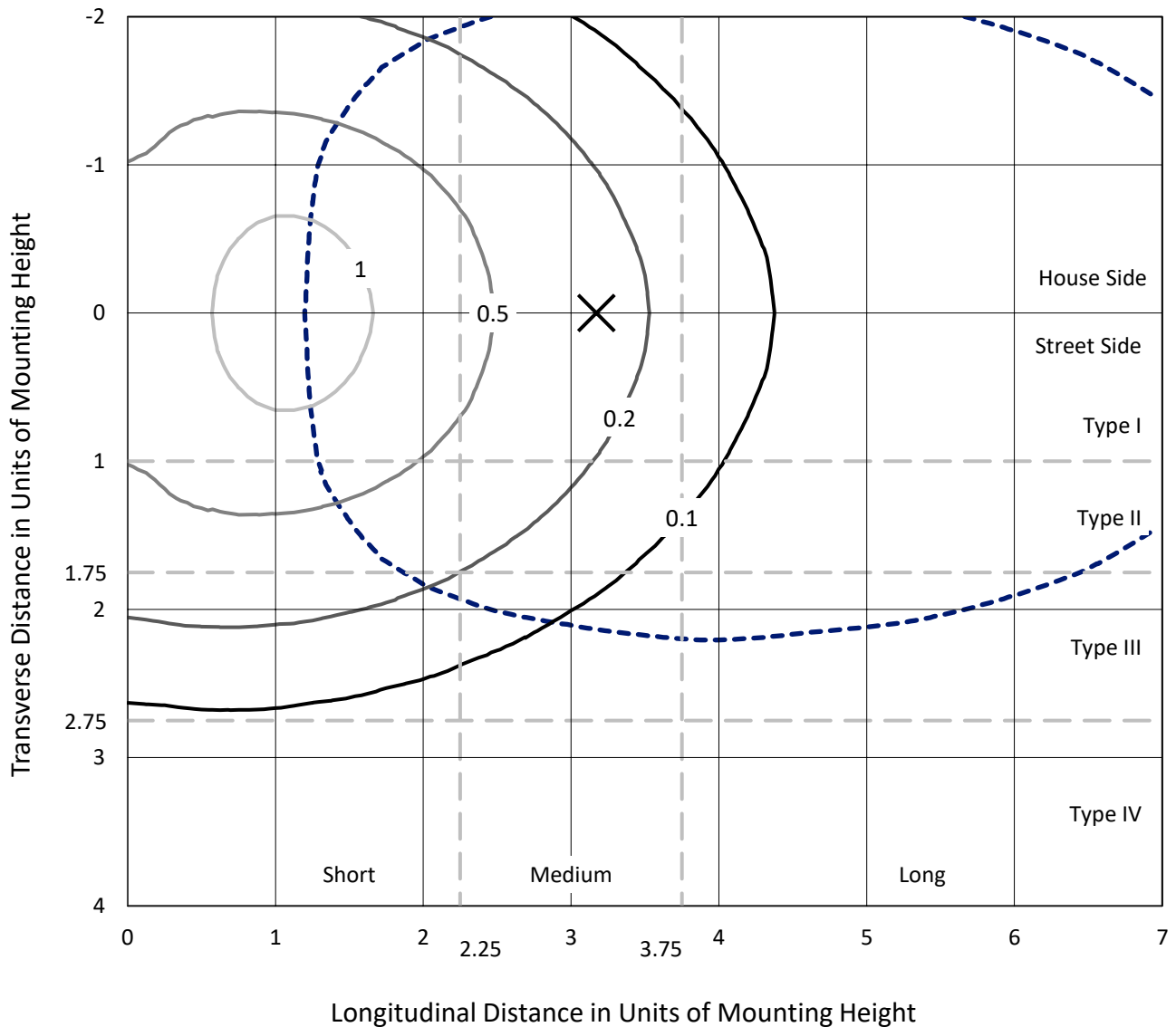
Lumens per Lamp: N/A
Luminaire Lumens: 4240.9 lumens
Efficiency: N/A
Efficacy: 86.5 lumens/watt
Luminous Opening: Circular (Dia: 1.12' x H: 0')
IES Classification: Type III - Short
BUG Rating: B3 - U0 - G3

Input Watts (W): 49
Input Voltage (V): 120
Input Current (Ain): NR
Voltage Rise (V): NR
Power Factor: 0.99
Total Harmonic Distortion (THDi): 6%
Frequency (hertz): 60
Stabilization Time: NR
Operation Time: NR
Ambient Temperature (°C): NR
Test Distance: 24 FT

REPORT NUMBER: P880162
 CATALOG NUMBER: EMM2-HTN-VA3-740-U-RW

Iso-Footcandle Lines of Horizontal Illumination

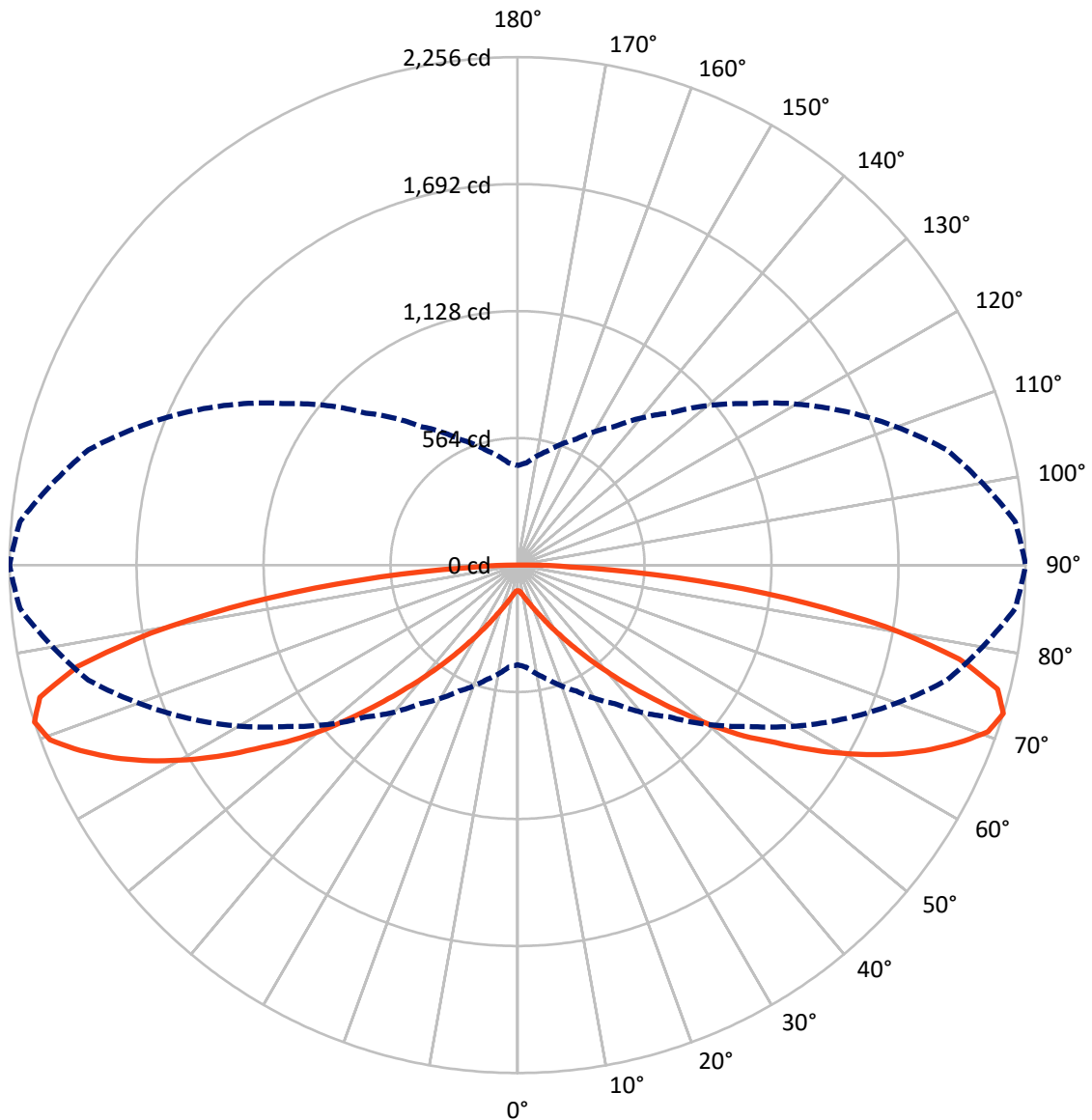
× Max cd
 - - - 1/2 Max cd



Based on 15 foot mounting height. Maximum calculated value = 1.3 fc
 Type III - Short - N/A

REPORT NUMBER: P880162
CATALOG NUMBER: EMM2-HTN-VA3-740-U-RW

Luminous Intensity Polar Plot



— Vertical Plane Through 90-Deg Lateral - - - Horizontal Cone Through 72.5-Deg Vertical

REPORT NUMBER: P880162
 CATALOG NUMBER: EMM2-HTN-VA3-740-U-RW

FLUX DISTRIBUTION:

		Downward	Upward	Total
House Side	Lumens	2120.5	0.0	2120.5
	% Fixture	50.0	0.0	50.0
Street Side	Lumens	2120.5	0.0	2120.5
	% Fixture	50.0	0.0	50.0
Total	Lumens	4240.9	0.0	4240.9
	% Fixture	100.0	0.0	100.0

Coefficient of Utilization

ZONAL LUMENS:

Zone	Lumens	% Fixture
0°-10°	11.7	0.3
10°-20°	43.4	1.0
20°-30°	100.3	2.4
30°-40°	214.9	5.1
40°-50°	443.8	10.5
50°-60°	815.1	19.2
60°-70°	1162.1	27.4
70°-80°	1081.0	25.5
80°-90°	368.6	8.7
90°-100°	0.0	0.0
100°-110°	0.0	0.0
110°-120°	0.0	0.0
120°-130°	0.0	0.0
130°-140°	0.0	0.0
140°-150°	0.0	0.0
150°-160°	0.0	0.0
160°-170°	0.0	0.0
170°-180°	0.0	0.0
0°-90°	4240.9	100.0
0°-180°	4240.9	100.0



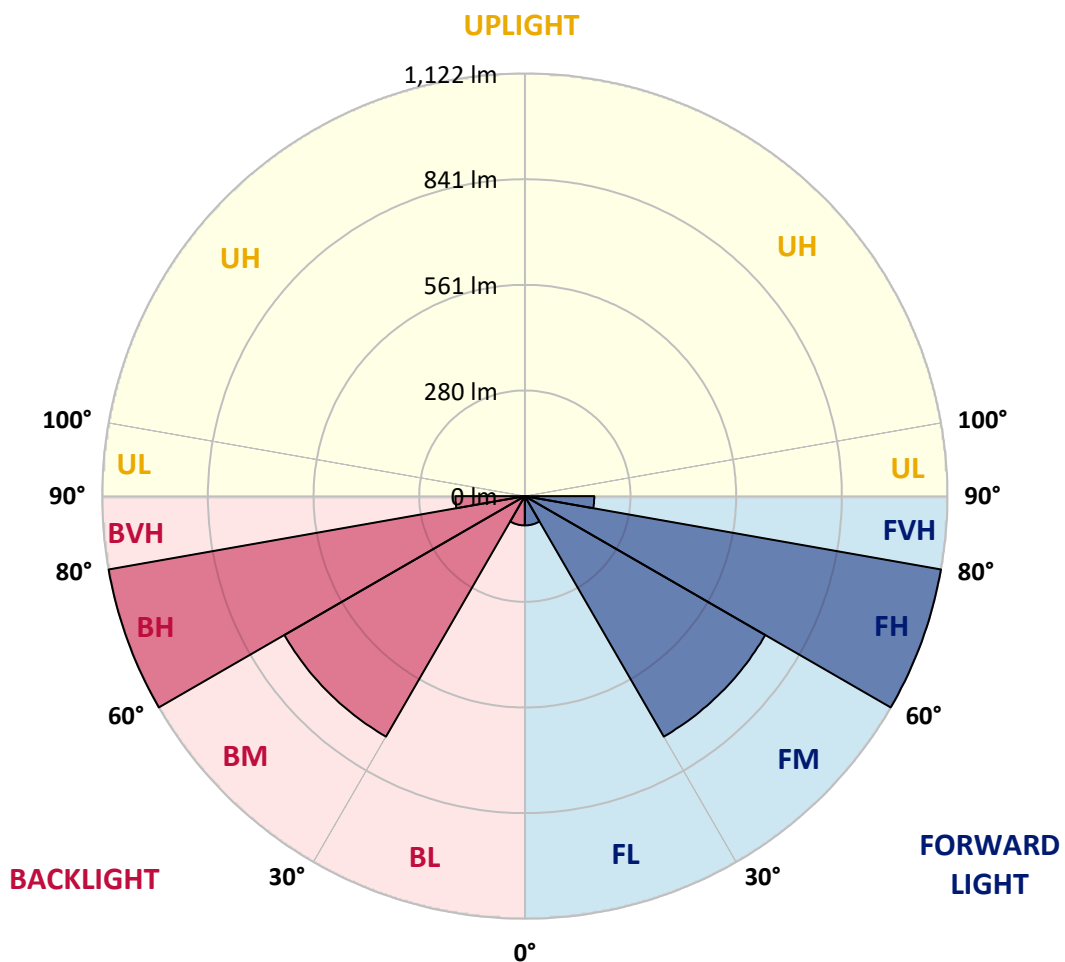
REPORT NUMBER: P880162
 CATALOG NUMBER: EMM2-HTN-VA3-740-U-RW

LUMINAIRE CLASSIFICATION SYSTEM LUMEN TABLE AND BUG RATING:

Zone	Lumens	% Fixture	Zone Rating/Lumen Limit		
			B	U	G
FL (0°-30°)	77.7	1.8			
FM (30°-60°)	736.9	17.4			
FH (60°-80°)	1121.6	26.4			G1/1800
FVH (80°-90°)	184.3	4.3			G2/225
BL (0°-30°)	77.7	1.8	B0/110		
BM (30°-60°)	736.9	17.4	B1/1000		
BH (60°-80°)	1121.6	26.4	B3/2500		G3/2500
BVH (80°-90°)	184.3	4.3			G2/225
UL (90°-100°)	0.0	0.0		U0/0	
UH (100°-180°)	0.0	0.0		U0/0	

BUG Rating: B3-U0-G3

Type III Short





REPORT NUMBER: P880162

CATALOG NUMBER: EMM2-HTN-VA3-740-U-RW

CANDELA DISTRIBUTION (FULL):

	0°	5°	15°	25°	35°	45°	55°	65°	75°	85°	90°
0°	114.1	114.1	114.1	114.1	114.1	114.1	114.1	114.1	114.1	114.1	114.1
2.5°	114.7	114.7	114.7	114.7	115.2	115.2	115.2	115.2	115.2	115.2	115.2
5°	116.3	116.3	116.3	116.8	117.9	118.4	119.0	119.0	119.5	119.5	119.5
7.5°	119.0	119.0	119.5	121.1	122.2	123.8	125.4	126.0	127.6	127.6	127.6
10°	122.8	122.8	123.8	125.4	128.1	131.4	134.1	136.2	137.3	137.8	138.4
12.5°	127.6	127.6	129.2	131.9	136.2	140.0	144.3	147.0	149.7	150.8	150.8
15°	133.5	133.5	135.7	139.4	144.3	149.7	155.6	160.4	164.2	165.8	166.4
17.5°	139.4	140.0	142.7	147.5	154.0	161.0	168.5	175.0	180.9	183.1	184.1
20°	147.0	147.0	150.2	156.7	164.8	174.4	184.7	193.3	200.8	205.1	205.7
22.5°	155.6	156.1	159.4	167.4	177.7	190.1	203.5	215.4	226.1	231.5	231.0
25°	164.2	164.8	169.6	179.3	192.2	209.4	226.7	242.3	256.8	263.3	263.3
27.5°	174.4	175.0	180.9	192.2	209.4	231.0	253.6	276.2	290.7	300.4	303.7
30°	186.8	187.4	194.4	208.9	228.8	255.7	285.9	315.0	334.3	348.3	348.9
32.5°	200.3	201.4	210.0	226.7	252.5	286.4	324.1	360.2	387.1	404.9	404.3
35°	218.6	219.7	231.5	250.4	281.6	322.0	367.7	416.7	448.0	468.4	470.6
37.5°	237.4	239.6	253.0	277.8	315.5	364.0	421.6	476.5	522.8	541.6	547.0
40°	259.5	261.7	278.4	308.5	352.1	414.0	485.1	552.4	605.7	631.5	635.3
42.5°	284.8	288.6	308.0	343.0	397.9	469.5	552.4	635.3	702.6	736.5	734.4
45°	320.9	324.1	348.9	388.2	450.1	532.5	633.2	737.1	809.8	849.1	848.5
47.5°	355.3	359.7	389.3	438.8	510.4	606.2	724.7	843.1	926.6	970.2	977.7
50°	390.9	396.8	434.5	489.9	575.0	692.4	825.4	952.4	1053.7	1107.5	1120.4
52.5°	451.2	456.6	496.4	554.6	645.5	775.3	928.2	1070.9	1182.9	1239.9	1260.9
55°	492.1	500.7	551.3	624.0	727.4	864.7	1032.7	1197.4	1323.9	1379.9	1391.8
57.5°	505.6	514.7	575.6	665.5	793.6	958.9	1142.0	1318.5	1455.8	1531.8	1550.6
60°	506.1	517.4	583.1	680.5	825.9	1025.1	1239.4	1448.8	1604.4	1687.9	1704.0
62.5°	523.3	536.2	606.2	697.2	842.1	1055.8	1305.6	1559.2	1749.8	1834.3	1852.1
65°	542.7	557.8	632.1	733.3	878.7	1088.7	1347.6	1638.9	1880.6	1979.2	1987.8
67.5°	522.8	535.7	613.8	718.8	870.1	1095.1	1377.2	1688.4	1959.2	2101.9	2108.9
70°	489.9	503.4	577.7	673.5	822.1	1046.1	1343.3	1688.4	2005.6	2184.8	2217.1
72.5°	442.0	455.5	526.0	617.5	751.1	954.1	1249.1	1610.9	1973.8	2218.2	2255.9
75°	383.3	395.7	460.9	544.3	661.2	844.8	1112.3	1463.4	1850.0	2156.3	2201.5
77.5°	319.8	331.1	386.6	453.9	552.9	716.1	945.4	1263.1	1633.5	1947.4	2006.1
80°	251.4	262.7	305.3	358.0	437.7	562.6	752.7	1016.0	1336.3	1599.1	1656.7
82.5°	188.4	193.8	224.0	262.2	313.4	406.0	545.9	751.1	990.7	1179.1	1204.9
85°	118.4	123.3	143.8	170.1	200.8	249.3	336.5	459.8	598.7	704.8	706.4
87.5°	36.6	42.5	49.0	64.6	73.8	88.8	106.6	150.2	197.6	249.3	234.2
90°	0.0	0.0	0.0	0.0	0.0	0.0	0.0	0.0	0.0	0.0	0.0

Cooper Lighting Solutions Photometric Lab
1121 Highway 74 South
Peachtree City, GA 30269



LM-79-2019: Approved Method: Electrical and Photometric Measurements of Solid-State Lighting Products

Report Prepared for

Cooper Lighting Solutions

Streetworks

Report Number: SP1-2407-176-5

Test Date: 09/24/2024

Luminaire Tested: MEM2-HTN-VA-30-740-U-WQ

Data in this report applies to families of products including MEM2-HTN-VA-30-740-U-WQ

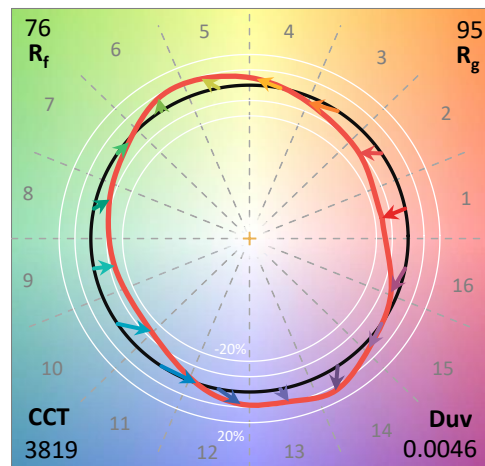
Test Information

Test Method: LM-79-2019
 Report Number: SP1-2407-176-5
 Test Lab: COOPER LIGHTING SOLUTIONS
 Photometer: SP1 - 76IN SPHERE
 Measurement Geometry: 4π
 Issue Date: 09/27/2024
 Manufacturer: COOPER LIGHTING SOLUTIONS
 Product Line: Streetworks
 Catalog Number: **MEM2-HTN-VA-30-740-U-WQ**
 Description: EPIC MODERN VISUAL COMFORT 30W WAVESTREAM WIDE

Spectral Parameters

CCT (K): 3819
 CIE u': 0.2261
 CIE v': 0.5108
 Duv: 0.0046
 CIE x: 0.3926
 CIE y: 0.3942
 CIE z: 0.2132
 Peak Wavelength (nm): 450
 Dominant Wavelength (nm): 577
 Purity: 36.15483
 Rf: 75.6
 Rg: 94.8

CRI (Ra):	72.9		
R1:	70.1	R9:	-21.5
R2:	78.4	R10:	48.5
R3:	85.0	R11:	68.4
R4:	72.9	R12:	39.0
R5:	69.1	R13:	71.1
R6:	69.2	R14:	91.3
R7:	82.8	R15:	63.2
R8:	55.4		



Test Conditions

Stabilization Time: 30M
 Operation Time: 1H 30M
 Sphere Temperature (°C): 25.2

REPORT NUMBER: SP1-2407-176-5

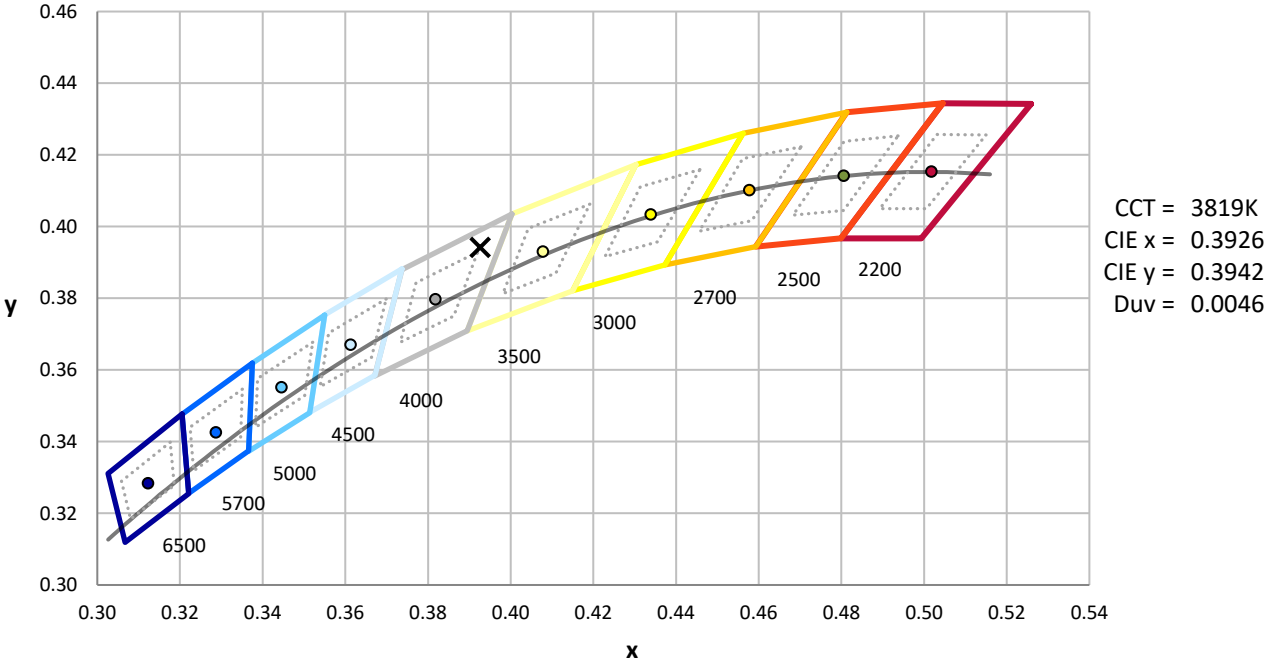
Measurement and Test Equipment			
Instrument	Identification Number	Calibration Date	Calibration Due Date
Photometer	IN0058	6/18/2024	12/18/2024
Power Meter	INXT2011004	2/8/2024	2/8/2025
AC Power Source	IN0063	10/24/2023	10/24/2024
DC Power Source	IN0208	10/24/2023	10/24/2024
Sphere Thermometer	IN0085	10/24/2023	10/24/2024
Room Thermometer	IN0046	10/24/2023	10/24/2024

REPORT NUMBER: SP1-2407-176-5

CIE 1931 Chromaticity Diagram



CIE 1931 Chromaticity Diagram with 2017 ANSI 7-Step and 4-Step Quadrangles



CCT = 3819K
 CIE x = 0.3926
 CIE y = 0.3942
 Duv = 0.0046

Point lies inside the ANSI 4000K 7-step quadrangle

REPORT NUMBER: SP1-2407-176-5

Photopic Flux vs. Wavelength



Photopic Lumens: NR

λ (nm)	Power W^{\wedge}/nm	Lumens (ϕ/nm)	λ (nm)	Power W^{\wedge}/nm	Lumens (ϕ/nm)	λ (nm)	Power W^{\wedge}/nm	Lumens (ϕ/nm)	λ (nm)	Power W^{\wedge}/nm	Lumens (ϕ/nm)	λ (nm)	Power W^{\wedge}/nm	Lumens (ϕ/nm)
360	0	NR	490	127	NR	620	748	NR	750	25	NR	880	0	NR
365	0	NR	495	173	NR	625	699	NR	755	22	NR	885	0	NR
370	0	NR	500	246	NR	630	648	NR	760	20	NR	890	0	NR
375	0	NR	505	335	NR	635	599	NR	765	17	NR	895	0	NR
380	0	NR	510	427	NR	640	547	NR	770	15	NR	900	0	NR
385	0	NR	515	517	NR	645	495	NR	775	13	NR	905	0	NR
390	0	NR	520	589	NR	650	445	NR	780	11	NR	910	0	NR
395	1	NR	525	649	NR	655	396	NR	785	9	NR	915	0	NR
400	4	NR	530	695	NR	660	349	NR	790	8	NR	920	0	NR
405	6	NR	535	733	NR	665	308	NR	795	7	NR	925	0	NR
410	11	NR	540	763	NR	670	269	NR	800	6	NR	930	0	NR
415	23	NR	545	792	NR	675	235	NR	805	5	NR	935	0	NR
420	46	NR	550	813	NR	680	205	NR	810	5	NR	940	0	NR
425	95	NR	555	835	NR	685	178	NR	815	4	NR	945	0	NR
430	183	NR	560	859	NR	690	155	NR	820	3	NR	950	0	NR
435	338	NR	565	880	NR	695	134	NR	825	3	NR	955	0	NR
440	534	NR	570	900	NR	700	115	NR	830	3	NR	960	0	NR
445	782	NR	575	918	NR	705	99	NR	835	2	NR	965	0	NR
450	1000	NR	580	931	NR	710	84	NR	840	2	NR	970	0	NR
455	739	NR	585	937	NR	715	71	NR	845	2	NR	975	0	NR
460	393	NR	590	939	NR	720	59	NR	850	1	NR	980	0	NR
465	276	NR	595	925	NR	725	49	NR	855	1	NR	985	0	NR
470	190	NR	600	907	NR	730	41	NR	860	1	NR	990	0	NR
475	123	NR	605	878	NR	735	35	NR	865	1	NR	995	0	NR
480	105	NR	610	842	NR	740	31	NR	870	1	NR	1000	0	NR
485	108	NR	615	797	NR	745	28	NR	875	1	NR			

REPORT NUMBER: SP1-2407-176-5

Scotopic Flux vs. Wavelength



Scotopic Lumens: NR

S/P: 1.45

λ (nm)	Power W [^] /nm	Lumens (φ/nm)	λ (nm)	Power W [^] /nm	Lumens (φ/nm)	λ (nm)	Power W [^] /nm	Lumens (φ/nm)	λ (nm)	Power W [^] /nm	Lumens (φ/nm)	λ (nm)	Power W [^] /nm	Lumens (φ/nm)
360	0	NR	490	127	NR	620	748	NR	750	25	NR	880	0	NR
365	0	NR	495	173	NR	625	699	NR	755	22	NR	885	0	NR
370	0	NR	500	246	NR	630	648	NR	760	20	NR	890	0	NR
375	0	NR	505	335	NR	635	599	NR	765	17	NR	895	0	NR
380	0	NR	510	427	NR	640	547	NR	770	15	NR	900	0	NR
385	0	NR	515	517	NR	645	495	NR	775	13	NR	905	0	NR
390	0	NR	520	589	NR	650	445	NR	780	11	NR	910	0	NR
395	1	NR	525	649	NR	655	396	NR	785	9	NR	915	0	NR
400	4	NR	530	695	NR	660	349	NR	790	8	NR	920	0	NR
405	6	NR	535	733	NR	665	308	NR	795	7	NR	925	0	NR
410	11	NR	540	763	NR	670	269	NR	800	6	NR	930	0	NR
415	23	NR	545	792	NR	675	235	NR	805	5	NR	935	0	NR
420	46	NR	550	813	NR	680	205	NR	810	5	NR	940	0	NR
425	95	NR	555	835	NR	685	178	NR	815	4	NR	945	0	NR
430	183	NR	560	859	NR	690	155	NR	820	3	NR	950	0	NR
435	338	NR	565	880	NR	695	134	NR	825	3	NR	955	0	NR
440	534	NR	570	900	NR	700	115	NR	830	3	NR	960	0	NR
445	782	NR	575	918	NR	705	99	NR	835	2	NR	965	0	NR
450	1000	NR	580	931	NR	710	84	NR	840	2	NR	970	0	NR
455	739	NR	585	937	NR	715	71	NR	845	2	NR	975	0	NR
460	393	NR	590	939	NR	720	59	NR	850	1	NR	980	0	NR
465	276	NR	595	925	NR	725	49	NR	855	1	NR	985	0	NR
470	190	NR	600	907	NR	730	41	NR	860	1	NR	990	0	NR
475	123	NR	605	878	NR	735	35	NR	865	1	NR	995	0	NR
480	105	NR	610	842	NR	740	31	NR	870	1	NR	1000	0	NR
485	108	NR	615	797	NR	745	28	NR	875	1	NR			

REPORT NUMBER: SP1-2407-176-5

Melanopic Flux vs. Wavelength



Melanopic Lumens: NR

M/P: 2.76

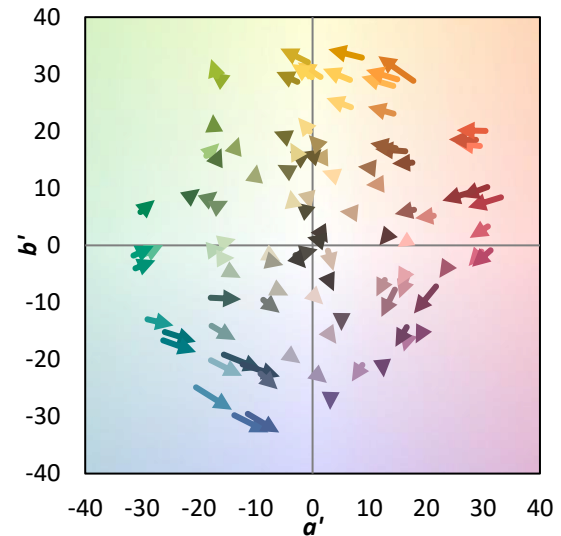
λ (nm)	Power W [^] /nm	Lumens (φ/nm)	λ (nm)	Power W [^] /nm	Lumens (φ/nm)	λ (nm)	Power W [^] /nm	Lumens (φ/nm)	λ (nm)	Power W [^] /nm	Lumens (φ/nm)	λ (nm)	Power W [^] /nm	Lumens (φ/nm)
360	0	NR	490	127	NR	620	748	NR	750	25	NR	880	0	NR
365	0	NR	495	173	NR	625	699	NR	755	22	NR	885	0	NR
370	0	NR	500	246	NR	630	648	NR	760	20	NR	890	0	NR
375	0	NR	505	335	NR	635	599	NR	765	17	NR	895	0	NR
380	0	NR	510	427	NR	640	547	NR	770	15	NR	900	0	NR
385	0	NR	515	517	NR	645	495	NR	775	13	NR	905	0	NR
390	0	NR	520	589	NR	650	445	NR	780	11	NR	910	0	NR
395	1	NR	525	649	NR	655	396	NR	785	9	NR	915	0	NR
400	4	NR	530	695	NR	660	349	NR	790	8	NR	920	0	NR
405	6	NR	535	733	NR	665	308	NR	795	7	NR	925	0	NR
410	11	NR	540	763	NR	670	269	NR	800	6	NR	930	0	NR
415	23	NR	545	792	NR	675	235	NR	805	5	NR	935	0	NR
420	46	NR	550	813	NR	680	205	NR	810	5	NR	940	0	NR
425	95	NR	555	835	NR	685	178	NR	815	4	NR	945	0	NR
430	183	NR	560	859	NR	690	155	NR	820	3	NR	950	0	NR
435	338	NR	565	880	NR	695	134	NR	825	3	NR	955	0	NR
440	534	NR	570	900	NR	700	115	NR	830	3	NR	960	0	NR
445	782	NR	575	918	NR	705	99	NR	835	2	NR	965	0	NR
450	1000	NR	580	931	NR	710	84	NR	840	2	NR	970	0	NR
455	739	NR	585	937	NR	715	71	NR	845	2	NR	975	0	NR
460	393	NR	590	939	NR	720	59	NR	850	1	NR	980	0	NR
465	276	NR	595	925	NR	725	49	NR	855	1	NR	985	0	NR
470	190	NR	600	907	NR	730	41	NR	860	1	NR	990	0	NR
475	123	NR	605	878	NR	735	35	NR	865	1	NR	995	0	NR
480	105	NR	610	842	NR	740	31	NR	870	1	NR	1000	0	NR
485	108	NR	615	797	NR	745	28	NR	875	1	NR			

Summary

$R_f = 75.6$
 $R_g = 94.8$
 $CIE R_a = 72.9$
 $R_g = -21.5$



Color Vector Graphics

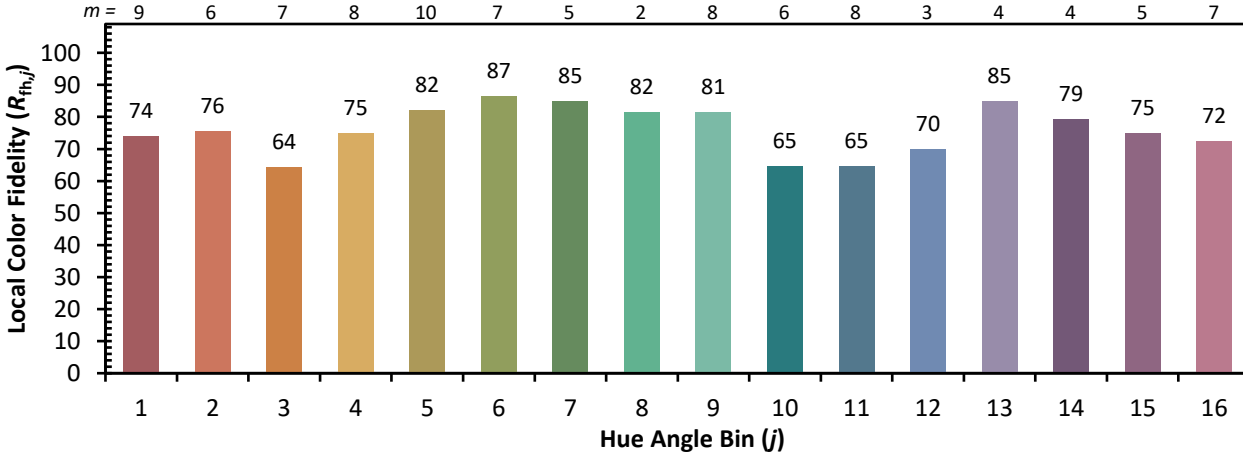


Individual Sample Fidelity Index ($R_{f,i}$)

CES01 = 85	CES26 = 65	CES51 = 89	CES76 = 53
CES02 = 61	CES27 = 89	CES52 = 88	CES77 = 71
CES03 = 30	CES28 = 82	CES53 = 78	CES78 = 56
CES04 = 70	CES29 = 68	CES54 = 85	CES79 = 83
CES05 = 48	CES30 = 84	CES55 = 84	CES80 = 79
CES06 = 50	CES31 = 71	CES56 = 74	CES81 = 79
CES07 = 40	CES32 = 63	CES57 = 73	CES82 = 91
CES08 = 39	CES33 = 79	CES58 = 74	CES83 = 90
CES09 = 29	CES34 = 72	CES59 = 86	CES84 = 87
CES10 = 74	CES35 = 84	CES60 = 90	CES85 = 78
CES11 = 57	CES36 = 91	CES61 = 84	CES86 = 74
CES12 = 63	CES37 = 79	CES62 = 85	CES87 = 78
CES13 = 42	CES38 = 93	CES63 = 73	CES88 = 82
CES14 = 74	CES39 = 96	CES64 = 67	CES89 = 72
CES15 = 71	CES40 = 91	CES65 = 64	CES90 = 81
CES16 = 47	CES41 = 93	CES66 = 60	CES91 = 75
CES17 = 49	CES42 = 80	CES67 = 57	CES92 = 62
CES18 = 56	CES43 = 78	CES68 = 66	CES93 = 77
CES19 = 72	CES44 = 99	CES69 = 75	CES94 = 57
CES20 = 65	CES45 = 86	CES70 = 58	CES95 = 68
CES21 = 86	CES46 = 83	CES71 = 51	CES96 = 78
CES22 = 78	CES47 = 86	CES72 = 84	CES97 = 85
CES23 = 92	CES48 = 78	CES73 = 49	CES98 = 77
CES24 = 91	CES49 = 81	CES74 = 93	CES99 = 67
CES25 = 72	CES50 = 88	CES75 = 53	



Color Rendition by Hue-Angle Bin



Measure Comparisons



(END OF REPORT)